

The revolutionary TRUE Stretch® provides a dedicated, self-contained stretching area that gives users a safe platform for comprehensive stretching to increase flexibility and reduce the risk of injury. TRUE Stretch® eliminates the need for floor-based stretching or leaning uncomfortably over other equipment or an exercise ball. The TRUE Stretch® is state-of-the-art flexibility equipment that provides an effective stretching regimen for all ages and body types.

FEATURES

- Solid Steel Construction
- Space-Efficient Design
- Easy-to-Follow Placards

SPECIFICATIONS

DIMENSIONS (W x D x H)
49" x 58" x 87" / 125cm x 147cm x 221cm

FRAME
Structural Tubular Steel Frame


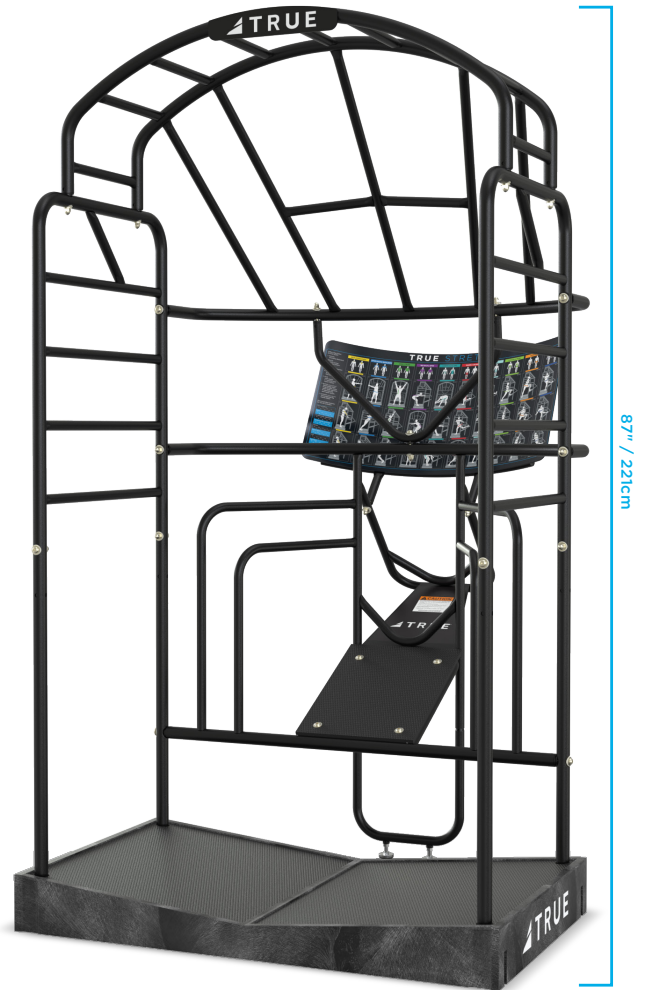
BASE SURFACE
Polyethylene Platform with Non-Skid Rubber Padding

PRODUCT WEIGHT
180 lbs / 82 kg

COLOR
Matte Black

PLACARD

Full color illustrated display organized by muscle groups that feature 30 different stretching exercises all which are designed to mimic real-life, real world stretches.



FRAME	Frame	Structural Tubular Steel Frame
	Finish	Powder Coat Paint
	Base Surface	Polyethylene Platform with Non-Skid Rubber Padding
PHYSICAL SPECS	Weight	180 lbs / 82 kg
	Shipping Weight	246 lbs / 112 kg
	Maximum User Weight	500 lbs / 227 kg

TRUE STRETCH® GOLF



TRUE Stretch® Golf is the preferred choice among golf professionals. Featuring a solid, scientific design the TRUE Stretch® Golf helps golfers increase flexibility while minimizing injury through simple and safe stretching exercise routines. TRUE Stretch® Golf is featured in 40% of the Top 100 golf courses in the United States.

FEATURES

- Scientifically designed for golf stretches
- Solid steel construction
- Space-efficient design

SPECIFICATIONS

DIMENSIONS (W x D x H)

49" x 58" x 87" / 125cm x 147cm x 221cm

FRAME

Structural Tubular Steel Frame

BASE SURFACE

Polyethylene Platform with Non-Skid Rubber Padding

PRODUCT WEIGHT

180 lbs / 82 kg

COLOR

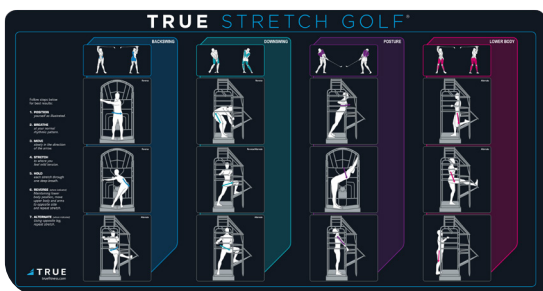
Matte Black

PLACARD

Preferred choice among golf professionals. The TRUE Stretch® features a solid, scientific design that helps golfers increase flexibility and minimize injury through simple and safe stretching exercises. The TRUE Stretch® is featured in 40% of the Top 100 golf courses in the United States.



FRAME	Frame	Structural Tubular Steel Frame
	Finish	Powder Coat Paint
	Base Surface	Polyethylene Platform with Non-Skid Rubber Padding
PHYSICAL SPECS	Weight	180 lbs / 82 kg
	Shipping Weight	246 lbs / 112 kg
	Maximum User Weight	500 lbs / 227 kg



TRUE STRETCH® PRO



The revolutionary TRUE Stretch® Pro provides a dedicated, self-contained stretching area that gives athletes a safe platform for comprehensive stretching to increase flexibility and reduce the risk of injury. The TRUE Stretch® Pro eliminates the need for floor-based stretching. This extra tall version of the TRUE Stretch® provides a dedicated place for pre-game warm-up or post-game stretching.

FEATURES

- Solid Steel Construction
- Space-Efficient Design
- Easy-to-Follow Placards

SPECIFICATIONS

DIMENSIONS (W x D x H)
49" x 58" x 95" / 125cm x 147cm x 241cm

FRAME
Structural Tubular Steel Frame


BASE SURFACE
Polyethylene Platform with Non-Skid Rubber Padding

PRODUCT WEIGHT
180 lbs / 82 kg

COLOR
Matte Black

PLACARD

Full color illustrated display organized by muscle groups that feature 30 different stretching exercises all which are designed to mimic real-life, real world stretches.



FRAME	Frame	Structural Tubular Steel Frame
	Finish	Powder Coat Paint
	Base Surface	Polyethylene Platform with Non-Skid Rubber Padding
PHYSICAL SPECS	Weight	180 lbs / 82 kg
	Shipping Weight	246 lbs / 112 kg
	Maximum User Weight	500 lbs / 227 kg